



IEP Folding Security Gates

- Access control and security while providing visibility and air circulation
- Maintenance-free galvanized steel construction
- Stocked items ship within 2-3 business days
- Custom items ship within 7-14 business days
- Custom powder coated colors available
- 100% made in America



**ILLINOIS
ENGINEERED
PRODUCTS**

The Preferred Security Gate Since 1962

Single Standard Gates: Simple Security

Our galvanized steel folding gates are designed to secure dock, receiving, garage and service doorways or hallways and entrances up to 12' wide without sacrificing visibility or air circulation. Gates pivot 180 degrees on their mountings, moving completely out of the opening. Gates can be installed virtually anywhere, including inside or outside door jambs, between posts or bollards, attached to pallet racks, walls and even windows! Installs in less than 30 minutes!

Single Gate Specifications

Finish: Galvanized, Powder Coat Colors Available

Webbing: 3/8" x 3/4" 14-gauge Steel

Frame: 1 1/2" x 1 1/2" 12-gauge Angle Iron

Mounting Bracket: 2 1/2" x 7" Steel L-bracket

Locking Bar: 1/2" x 1 1/2" 12-gauge Angle Iron

Hasp: 3/16" Steel Welded to Frame*

Drop & Support Pins: 5/8" Diameter, Welded to Frame

Caster: 2" Steel Casters Welded to Frame

Rivets: 3/16" x 1/2" Steel

**Padlock not included, Cylinder Lock optional*



Product Code	In-Use Width	In-Use Height	Stacked Height	Stacked Width	Weight (LBS)
SSG465	3' - 4'	6'	6' 6"	11" ea	58
SSG470	3' - 4'	6' 6"	7'	11" ea	61
SSG475	3' - 4'	7'	7' 6"	11" ea	64
SSG480	3' - 4'	7' 6"	8'	11" ea	67
SSG485	3' - 4'	8'	8' 6"	11" ea	70
SSG565	4' - 5'	6'	6' 6"	11" ea	61
SSG570	4' - 5'	6' 6"	7'	11" ea	62
SSG575	4' - 5'	7'	7' 6"	11" ea	65
SSG580	4' - 5'	7' 6"	8'	11" ea	67
SSG585	4' - 5'	8'	8' 6"	11" ea	69
SSG665	5' - 6'	6'	6' 6"	11" ea	64
SSG670	5' - 6'	6' 6"	7'	11" ea	66
SSG675	5' - 6'	7'	7' 6"	11" ea	68
SSG680	5' - 6'	7' 6"	8'	11" ea	70
SSG685	5' - 6'	8'	8' 6"	11" ea	72

HAS CENTER WEB DROP PIN

SSG765	6' - 7'	6'	6' 6"	11" ea	69
SSG770	6' - 7'	6' 6"	7'	11" ea	71
SSG775	6' - 7'	7'	7' 6"	11" ea	73
SSG780	6' - 7'	7' 6"	8'	11" ea	75
SSG785	6' - 7'	8'	8' 6"	11" ea	77
SSG865	7' - 8'	6'	6' 6"	11" ea	74
SSG870	7' - 8'	6' 6"	7'	11" ea	77
SSG875	7' - 8'	7'	7' 6"	11" ea	80
SSG880	7' - 8'	7' 6"	8'	11" ea	83
SSG885	7' - 8'	8'	8' 6"	11" ea	87
SSG965	8' - 9'	6'	6' 6"	15" ea	80
SSG970	8' - 9'	6' 6"	7'	15" ea	85
SSG975	8' - 9'	7'	7' 6"	15" ea	87
SSG980	8' - 9'	7' 6"	8'	15" ea	89
SSG985	8' - 9'	8'	8' 6"	15" ea	94
SSG1065	9' - 10'	6'	6' 6"	15" ea	88
SSG1070	9' - 10'	6' 6"	7'	15" ea	91
SSG1075	9' - 10'	7'	7' 6"	15" ea	92
SSG1080	9' - 10'	7' 6"	8'	15" ea	94
SSG1085	9' - 10'	8'	8' 6"	15" ea	97
SSG1165	10' - 11'	6'	6' 6"	15" ea	90
SSG1170	10' - 11'	6' 6"	7'	15" ea	100
SSG1175	10' - 11'	7'	7' 6"	15" ea	95
SSG1180	10' - 11'	7' 6"	8'	15" ea	110
SSG1185	10' - 11'	8'	8' 6"	15" ea	120

HAS OUTRIGGER WITH AXLES

SSG1265	11' - 12'	7'	6' 6"	22" ea	115
SSG1285	11' - 12'	8'	8' 6"	22" ea	135



Heavy-Duty

Pair Gates: The Go-To for Security

From docks and receiving doors, to high-traffic hallways and entryways, secure any space without sacrificing visibility or air circulation. Gates up to 24' wide are stocked; larger sizes are available with a quick turnaround. Gates can be installed virtually anywhere, including inside or outside door jambs, between posts or bollards, attached to pallet racks, walls and even windows!

Pair Gate Specifications

Finish: Galvanized, Powder Coat Colors Available

Webbing: 3/8" x 3/4" 14-gauge Steel

Frame: 1 1/2" x 1 1/2" 12-gauge Angle Iron

Mounting Bracket: 2 1/2" x 7" Steel L-bracket

Hasp: 3/16" Steel Welded to Frame*

Drop & Support Pins: 5/8" Diameter, Welded to Frame

Caster: 2" Steel Casters Welded to Frame

Rivets: 3/16" x 1/2" Steel

**Padlock not included, Cylinder Lock optional*



Product Code	In-Use Width	In-Use Height	Stacked Height	Stacked Width	Weight (LBS)
PFG865	6' - 8'	6'	6' 6"	11" ea	96
PFG870	6' - 8'	6' 6"	7'	11" ea	104
PFG875	6' - 8'	7'	7' 6"	11" ea	110
PFG880	6' - 8'	7' 6"	8'	11" ea	112
PFG885	6' - 8'	8'	8' 6"	11" ea	130
PFG1065	8' - 10'	6'	6' 6"	11" ea	104
PFG1070	8' - 10'	6' 6"	7'	11" ea	110
PFG1075	8' - 10'	7'	7' 6"	11" ea	120
PFG1080	8' - 10'	7' 6"	8'	11" ea	132
PFG1085	8' - 10'	8'	8' 6"	11" ea	148
PFG1265	10' - 12'	6'	6' 6"	11" ea	112
PFG1270	10' - 12'	6' 6"	7'	11" ea	116
PFG1275	10' - 12'	7'	7' 6"	11" ea	122
PFG1280	10' - 12'	7' 6"	8'	11" ea	152
PFG1285	10' - 12'	8'	8' 6"	11" ea	158

HAS CENTER WEB DROP PIN

PFG1465	12' - 14'	6'	6' 6"	11" ea	128
PFG1470	12' - 14'	6' 6"	7'	11" ea	138
PFG1475	12' - 14'	7'	7' 6"	11" ea	140
PFG1480	12' - 14'	7' 6"	8'	15" ea	164
PFG1485	12' - 14'	8'	8' 6"	15" ea	196
PFG1665	14' - 16'	6'	6' 6"	15" ea	140
PFG1670	14' - 16'	6' 6"	7'	15" ea	164
PFG1675	14' - 16'	7'	7' 6"	15" ea	166
PFG1680	14' - 16'	7' 6"	8'	15" ea	1800
PFG1685	14' - 16'	8'	8' 6"	15" ea	196
PFG1865	16' - 18'	6'	6' 6"	15" ea	160
PFG1870	16' - 18'	6' 6"	7'	15" ea	170
PFG1875	16' - 18'	7'	7' 6"	15" ea	180
PFG1880	16' - 18'	7' 6"	8'	15" ea	186
PFG1885	16' - 18'	8'	8' 6"	15" ea	190
PFG2065	18' - 20'	6'	6' 6"	15" ea	178
PFG2070	18' - 20'	6' 6"	7'	15" ea	180
PFG2075	18' - 20'	7'	7' 6"	15" ea	185
PFG2080	18' - 20'	7' 6"	8'	15" ea	192
PFG2085	18' - 20'	8'	8' 6"	15" ea	197

HAS OUTRIGGER WITH AXLES

PFG2465	22' - 24'	6'	6' 6"	22" ea	220
PFG2470	22' - 24'	6' 6"	7'	22" ea	230
PFG2475	22' - 24'	7'	7' 6"	22" ea	240
PFG2480	22' - 24'	7' 6"	8'	22" ea	260
PFG2485	22' - 24'	8'	8' 6"	22" ea	280



Extra Heavy-Duty

Hybrid Gates: The Strongest, Most Secure Gate on the Market

The IEP Hybrid Gate is the strongest most secure gate on the market, making it the preferred solution for businesses and government projects. Designed with a continuous frame on all sides that features twice as much steel as our standard heavy-duty gates, the Hybrid utilizes a combination of vertical bars and traditional scissor style webbing to provide total coverage and maximum security. The fully galvanized, weather-resistant gate can have either mounted permanent or fold-away top and bottom tracks. Every Hybrid is custom built to your specifications to protect openings of any size!

Hybrid Gate Specifications

Finish: Galvanized, Powder Coat Colors Available

Webbing: 3/8" x 3/4" 14-gauge Steel

Vertical Channel: 1 1/4" x 5/8" 14-gauge C-channel

Trolley: 1" Steel Wheels

Top & Bottom Track: 1 7/8" x 1 5/16" 11-gauge U-channel

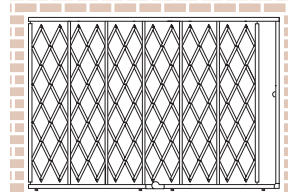
Hinge Bar: 1 1/2" x 1 1/8" 12-gauge Angle Iron

Locking Bar: 1 7/8" x 1 5/16" 11-gauge U-channel

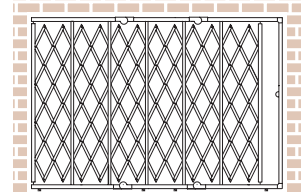
Hasp: 3/16" Steel Welded to Frame*

Rivets: 1/4" x 1 1/2" Steel

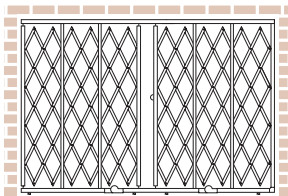
**Padlock not included, Cylinder Lock optional*



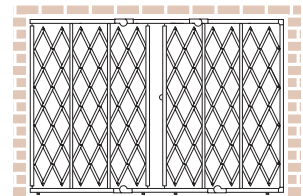
Single Gate: Fixed Top & Fold-Away Bottom Track
Max Width 16' | Max Height 12'



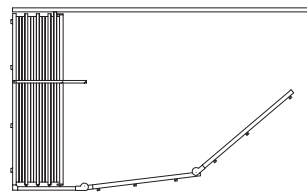
Single Gate: Fold-Away Top & Bottom Tracks
Max Width 16' | Max Height 7'9"



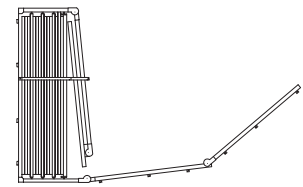
Pair Gate: Fixed Top & Fold-Away Bottom Track
Max Width 32' | Max Height 12'



Pair Gate: Fold-Away Top & Bottom Tracks
Max Width 16' | Max Height 7'9"



Fixed Top & Fold-Away Bottom Track



Fold-Away Top & Bottom Tracks

HOW TO ORDER A HYBRID GATE:

- Determine whether gate will be installed in-jamb or face-mount
- Measure the exact width and height of the opening
- Decide whether tracks will be fixed or folding
- Call IEP for options and pricing to customize your order



Medium-Duty

ECO™ Gates: Securing Spaces & Budgets

If budget requires a low-cost alternative to traditional folding gates – go ECO. Both economical and green, ECO Gates feature a wider steel design, reducing manufacturing waste. Using 25% less steel and 100% recycled materials allows us to deliver products at an affordable price. ECO Gates are an excellent medium-duty alternative to keep spaces safe.

ECO Gate Specifications

Finish: Galvanized Webbing, Gray Powder Coated Frame

Webbing: 3/8" x 3/4" 16-gauge Steel

Frame: 1 1/2" x 1 1/2" 13-gauge Angle Iron

Mounting Bracket: 2 1/2" x 7" Steel L-bracket

Locking Bar: 1 1/2" x 1 1/2" 13-gauge Angle Iron

Hasp: 3/16" Steel Welded to Frame*

Drop & Support Pins: 5/8" Diameter, Welded to Frame

Caster: 2" Steel Casters Welded to Frame

Rivets: 3/16" x 1/2" Steel

**Padlock not included*

Product Code	In-Use Width	In-Use Height	Stacked Height	Stacked Width	Weight (LBS)
SINGLE GATES					
SECO 465	3' - 4'	6'	6' 6"	11"	35
SECO 475	3' - 4'	7'	7' 6"	11"	50
SECO 565	4' - 5'	6'	6' 6"	11"	38
SECO 665	5' - 6'	6'	6' 6"	11"	43
SECO 675	5' - 6'	7'	7' 6"	11"	61
SECO 865	7' - 8'	6'	6' 6"	11"	48
SECO 875	7' - 8'	7'	7' 6"	11"	71
PAIR GATES					
PEC0865	6' - 8'	6'	6' 6"	11" ea	69
PEC01065	8' - 10'	6'	6' 6"	11" ea	77
PEC01075	8' - 10'	7'	7' 6"	11" ea	100
PEC01265	10' - 12'	6'	6' 6"	11" ea	85
PEC01475	12' - 14'	7'	7' 6"	11" ea	122
PEC01665	14' - 16'	6'	6' 6"	11" ea	102
PORTABLE GATES					
XLECO1265	up to 12'	6'	6' 6"	27"	90
XLECO665	adds up to 6'	6'	6' 6"	11"	45

Made From 100% Recycled Materials!



Heavy-Duty Door gate

Door Gate: Protection for Pedestrian Doorways

Door Gates are perfect for securing high-traffic entryways up to 4' wide without sacrificing visibility or air circulation. Gates can be mounted on the left or right and pivot on hinges, opening like a door. When not in use, gates collapse and pivot out of the way, creating unobstructed access. Gates can be installed in less than 30 minutes!

Door Gate Specifications

Finish: Galvanized, Powder Coat Colors Available

Webbing: 3/8" x 3/4" 14-gauge Steel

Frame: 1 1/2" x 1 1/2" 12-gauge Angle Iron

Locking Bar: 1 1/2" x 1 1/2" 12-gauge Angle Iron

Hasp: 3/16" Steel Welded to Frame*

Hinge Bar: 1 1/2" x 1 1/2" 12-gauge Angle Iron

Rivets: 3/16" x 1/2" Steel

**Padlock not included, Cylinder Lock optional*

Product Code	In-Use Width	In-Use Height	Stacked Height	Stacked Width	Weight (LBS)
D31	48"	25"	31"	7" ea	16
D33	48"	27"	33"	7" ea	18
D37	48"	31"	37"	7" ea	20
D40	48"	34"	40"	7" ea	22
D43	48"	37"	43"	7" ea	23
D46	48"	40"	46"	7" ea	24
D49	48"	43"	49"	7" ea	25
D51	48"	45"	51"	7" ea	26
D59	48"	53"	59"	7" ea	28
D61	48"	55"	61"	7" ea	32
D63	48"	57"	63"	7" ea	34
D66	48"	60"	66"	7" ea	35
D71	48"	65"	71"	7" ea	45
D73	48"	67"	73"	7" ea	46
D76	48"	70"	76"	7" ea	47
D79	48"	73"	79"	7" ea	49
D81	48"	75"	81"	7" ea	50
D83	48"	77"	83"	7" ea	52



**ILLINOIS
ENGINEERED
PRODUCTS**

The Preferred Security Gate Since 1962

Sold Exclusively by IEP Authorized Dealers

