


EACH  
HYBRID GATE  
IS CUSTOM  
MADE

# Hybrid Gates

## Maximum-Duty Security

### The Strongest, Most Secure Gate on the Market

- Utilizes a continuous frame, vertical bars & scissor style webbing
- Gates ship in 7-14 business days
- Ideal for storefronts, stadium entries & transportation hubs
- Maintenance-free galvanized steel construction
- Custom powder coated colors available
- 100% made in America



**ILLINOIS  
ENGINEERED  
PRODUCTS**

The Preferred Security Gate Since 1962

# Hybrid Gates

The IEP Hybrid Gate is the strongest most secure gate on the market, making it the preferred solution for businesses and government projects. Designed with a continuous frame on all sides that features twice as much steel as our standard heavy-duty gates, the Hybrid utilizes a combination of vertical bars and traditional scissor style webbing to provide total coverage and maximum security. The fully galvanized, weather-resistant gate can have either mounted permanent or fold-away top and bottom tracks. Every Hybrid is custom built to your specifications to protect openings of any size!

## Specifications

**Finish:** Galvanized, Powder Coat Colors Available

**Webbing:** 3/8" x 3/4" 14-gauge

**Vertical Channel:** 1 1/4" x 3/8" 14-gauge C-channel

**Trolley:** 1" Steel Wheels

**Top & Bottom Track:** 1 7/8" x 1 5/16" 11-gauge U-channel

**Hinge Bar:** 1 1/2" x 1 1/8" 12-gauge Angle Iron

**Locking Bar:** 1 7/8" x 1 5/16" 11-gauge U-channel

**Hasp:** 3/16" Steel Welded to Frame\*

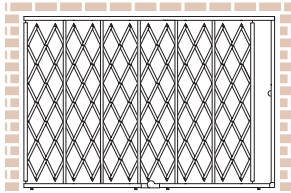
**Rivets:** 1/4" x 1 1/2" Steel

*\*Padlock not included, Cylinder Lock optional*

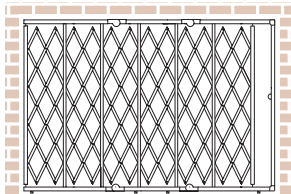
## Hybrid Storefront Gates

Designed with a continuous frame, utilizing vertical bars and traditional scissor style webbing, the Hybrid provides total coverage and superior support. Each gate is custom manufactured to fit customer's required application and desired aesthetic.

### SINGLE GATES

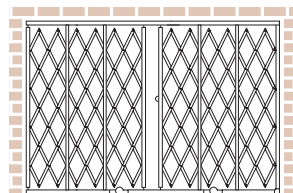


**Fixed Top & Fold-Away Bottom Track**  
Max Width 16' | Max Height 12'

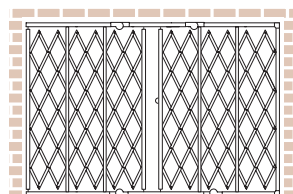


**Fold-Away Top & Bottom Tracks**  
Max Width 16' | Max Height 7'9"

### PAIR GATES



**Fixed Top & Fold-Away Bottom Track**  
Max Width 32' | Max Height 12'



**Fold-Away Top & Bottom Tracks**  
Max Width 16' | Max Height 7'9"

## Hybrid Gates are Easy to Open & Close



STEP 1



STEP 2



STEP 3



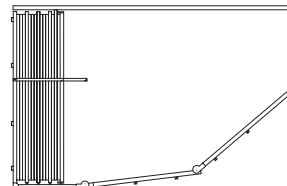
STEP 4



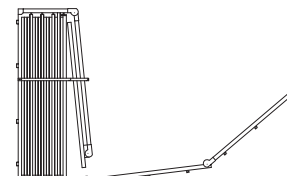
STEP 5

## HOW TO ORDER A HYBRID GATE:

- Determine whether gate will be installed in-jamb or face-mount
- Measure the exact width and height of the opening
- Decide whether tracks will be fixed or folding
- Call IEP for options and pricing to customize your order



Fixed top track and fold-away bottom track



Fold-away top track and fold-away bottom track



**ILLINOIS  
ENGINEERED  
PRODUCTS**

The Preferred Security Gate Since 1962

*Sold Exclusively by IEP Authorized Dealers*

